





TABLE OF CONTENTS

FAR COVE	1	TORMS SR	7
NEAR COVE	3	1 ELECTRIC	8
BOOTH	4	2 ELECTRIC	10
MID HOUSE	5	3 ELECTRIC	12
TORMS SL	6	4 Electric	14
		1(A) ELECTRIC	14

FAR COVE













U	Purpose	Inst Type & Access	Loa	Color & Gobo	C	Ad	D
1	Area #1 FOH Warm Wash	S4 19°+Top Hat and Gel Frame	750 w	 R37 + R132	(8)		18 5
2	Area #1 FOH Cool Wash	S4 19°+Top Hat and Gel Frame	750 w	 R64+ R132	(1 6)		18 6
3	Area #2 FOH Warm Wash	S4 19°+Top Hat and Gel Frame	750 w	 R37 + R132	(7)		18 3
4	Area #2 FOH Cool Wash	S4 19°+Top Hat and Gel Frame	750 w	 R64 + R132	(1 5)		18 4
5	Area #3 FOH Warm Wash	S4 19°+Top Hat and Gel Frame	750 w	 R37 + R132	(6)		18 1
6	Area #3 FOH Cool Wash	S4 19°+Top Hat and Gel Frame	750 w	 R64 + R132	(1 4)		18 2
7	Area #4 FOH Warm Wash	S4 19°+Top Hat and Gel Frame	750 w	 R37 + R132	(5)		17 9
8	Area #4 FOH Cool Wash	S4 19°+Top Hat and Gel Frame	750 w	 R64 + R132	(1 3)		18 0
9	Area #5 FOH Warm Wash	S4 19°+Top Hat and Gel Frame	750 w	 R37 + R132	(4)		17 7
10	Area #5 FOH Cool Wash	S4 19°+Top Hat and Gel Frame	750 w	 R64 + R132	(1 2)		17 8
11	Area #6 FOH Warm Wash	S4 19°+Top Hat and Gel Frame	750 w	 R37 + R132	(3)		17 5
12	Area #6 FOH Cool Wash	S4 19°+Top Hat and Gel Frame	750 w	 R64 + R132	(1 1)		17 6
13	Area #7 FOH Warm Wash	S4 19°+Top Hat and Gel Frame	750 w	 R37 + R132	(2)		16 1

FAR COVE




U	Purpose	Inst Type & Access	Loa	Color & Gobo	C	Ad	D
14	Area #7 FOH Cool Wash	S4 19°+Top Hat and Gel Frame	750 w	 R64 + R132	(1 0)		16 2
15	Area #8 FOH Warm Wash	S4 19°+Top Hat and Gel Frame	750 w	 R37 + R132	(1)		15 8
16	Area #8 FOH Cool Wash	S4 19°+Top Hat and Gel Frame	750 w	 R64 + R132	(9)		16 0

Instrument Schedule









NEAR COVE

U	Purpose	Inst Type & Access	Loa	Color & Gobo	C	Ad	D
2	FOH VIOLET WASH	S4 19°+Top Hat and Gel Frame	750 w	 R54 + R132	(1 8)		16 6
3	FOH SPECIAL/ SPARE	S4 10°	750 w	 N/C			16 8
4	FOH VIOLET WASH	S4 19°+Top Hat and Gel Frame	750 w	 R54+ R132	(1 8)		15 7
5	FOH SPECIAL/ SPARE	S4 10°	750 w	 N/C			16 9
6	FOH VIOLET WASH	S4 19°+Top Hat and Gel Frame	750 w	 R54 + R132	(1 8)		15 6
7	FOH SPECIAL/ SPARE	S4 10°	750 w	 N/C			17 0
8	FOH VIOLET WASH	S4 19°+Top Hat and Gel Frame	750 w	 R54 + R132	(1 8)		15 5
9	FOH SPECIAL/ SPARE	S4 10°	750 w	 N/C			17 1
10	FOH VIOLET WASH	S4 19°+Top Hat and Gel Frame	750 w	 R54 + R132	(1 8)		15 4
11	FOH SPECIAL/ SPARE	S4 10°	750 w	 N/C			17 2
12	FOH VIOLET WASH	S4 19°+Top Hat and Gel Frame	750 w	 R54 + R132	(1 8)		15 3
13	FOH SPECIAL/ SPARE	S4 10°	750 w	 N/C			17 3

NEAR COVE









U	Purpose	Inst Type & Access	Loa	Color & Gobo	C	Ad	D
14	FOH VIOLET WASH	S4 19°+Top Hat and Gel Frame	750 w	 R54 + R132	(1 8)		15 2
15	FOH SPECIAL/ SPARE	S4 10°	750 w	 N/C			17 4
16	FOH VIOLET WASH	S4 19°+Top Hat and Gel Frame	750 w	 R54 + R132	(1 8)		15 1

BOOTH







U	Purpose	Inst Type & Access	Loa	Color & Gobo	C	Ad	D
1	FOH AMBER WASH SL	S4 19°+Top Hat and Gel Frame	750 w	 R02 + R132	(1 9)		14 6
2	FOH AMBER WASH SL	S4 19°+Top Hat and Gel Frame	750 w	 R02 + R132	(1 9)		14 6
3	FOH AMBER WASH SL	S4 19°+Top Hat and Gel Frame	750 w	 R02 + R132	(1 9)		14 8
4	FOH AMBER WASH SL	S4 19°+Top Hat and Gel Frame	750 w	 R02 + R132	(1 9)		14 8
5	FOH AMBER WASH SR	S4 19°+Top Hat and Gel Frame	750 w	 R02 + R132	(1 9)		14 9
6	FOH AMBER WASH SR	S4 19°+Top Hat and Gel Frame	750 w	 R02 + R132	(1 9)		14 9
7	FOH AMBER WASH SR	S4 19°+Top Hat and Gel Frame	750 w	 R02 + R132	(1 9)		15 0
8	FOH AMBER WASH SR	S4 19°+Top Hat and Gel Frame	750 w	 R02 + R132	(1 9)		15 0

Instrument Schedule







MID HOUSE

U	Purpose	Inst Type & Access	Loa	Color & Gobo	C	Ad	D
1	PINK PIT WASH SR	S4 19°+Top Hat and Gel Frame	750 w	 R37 + R132	(2 2)		16 3
1	PINK PIT WASH SL	S4 19°+Top Hat and Gel Frame	750 w	 R37 + R132	(2 0)		14 2
2	PINK PIT WASH SR	S4 19°+Top Hat and Gel Frame	750 w	 R37 + R132	(2 2)		16 3
2	PINK PIT WASH SL	S4 19°+Top Hat and Gel Frame	750 w	 R37 + R132	(2 0)		14 2
3	LIGHT BLUE PIT WASH SR	S4 19°+Top Hat and Gel Frame	750 w	 R64 + R132	(2 3)		16 4
3	LIGHT BLUE PIT WASH SL	S4 19°+Top Hat and Gel Frame	750 w	 R64 + R132	(2 1)		14 4
4	LIGHT BLUE PIT WASH SR	S4 19°+Top Hat and Gel Frame	750 w	 R64 + R132	(2 3)		16 4
4	LIGHT BLUE PIT WASH SL	S4 19°+Top Hat and Gel Frame	750 w	 R64 + R132	(2 1)		14 4

TORMS SL

U	Purpose	Inst Type & Access	Loa	Color & Gobo	C	Ad	D
1	CURTAIN	Altman 360 Q 6x12+Top	750	 R37	(2		13
	WARMERS/ DSC WASH	Hat and Gel Frame	w		4)		9
2	CURTAIN	Altman 360 Q 6x12+Top	750	 R64	(2		14
	WARMERS/ DSC WASH	Hat and Gel Frame	w		5)		0
3	CURTAIN	Altman 360 Q 6x12+Top	750	 R37	(2		14
	WARMERS/ DSC WASH	Hat and Gel Frame	w		4)		3
4	CURTAIN	Altman 360 Q 6x12+Top	750	 R64	(2		14
	WARMERS/ DSC WASH	Hat and Gel Frame	w		5)		1
5	CURTAIN	Altman 360 Q 6x9+Top	750	 R37	(2		14
	WARMERS/ DSC WASH	Hat and Gel Frame	w		4)		3
6	CURTAIN	Altman 360 Q 6x9+Top	750	 R64	(2		14
	WARMERS/ DSC WASH	Hat and Gel Frame	w		5)		1

TORMS SR

U	Purpose	Inst Type & Access	Loa	Color & Gobo	C	Ad	D
1	CURTAIN WARMERS/ DSC WASH	Altman 360 Q 6x12+Top Hat and Gel Frame	750 w	 R37	(2 6)		13 5
2	CURTAIN WARMERS/ DSC WASH	Altman 360 Q 6x12+Top Hat and Gel Frame	750 w	 R64	(2 7)		13 7
3	CURTAIN WARMERS/ DSC WASH	Altman 360 Q 6x12+Top Hat and Gel Frame	750 w	 R37	(2 6)		13 6
4	CURTAIN WARMERS/ DSC WASH	Altman 360 Q 6x12+Top Hat and Gel Frame	750 w	 R64	(2 7)		13 8
5	CURTAIN WARMERS/ DSC WASH	Altman 360 Q 6x9+Top Hat and Gel Frame	750 w	 R37	(2 6)		13 6
6	CURTAIN WARMERS/ DSC WASH	Altman 360 Q 6x9+Top Hat and Gel Frame	750 w	 R64	(2 7)		13 8

1 ELECTRIC

U	Purpose	Inst Type & Access	Loa	Color & Gobo	C	Ad	D
1	HIGH SIDE WASH	S4 50°+Gel Frame	750 w	N/C	(5 5)		1
2	HIGH SIDE WASH	S4 36°+Gel Frame	750 w	N/C	(6 1)		2
3	Down Wash	Vari-lite Propar 800 LEDx7 Zoom	30w	Full RGBW Clolor Mixing	(7 1)	3/ 91	
4	SPECIAL /SPARE	S4 36°+Gel Frame	750 w	N/C			3
5	SPECIAL /SPARE	S4 36°+Gel Frame	750 w	N/C			4
6	Down Wash	Vari-lite Propar 800 LEDx7 Zoom+Gel Frame	30w	Full RGBW Color Mixing	(7 1)	3/ 76	
7	SPECIAL /SPARE	S4 36°	750 w	N/C			5
8	Down Wash	Vari-lite Propar 800 LEDx7 Zoom+Gel Frame	30w	Full RGBW Color Mixing	(7 1)	3/ 61	
9	SPECIAL /SPARE	S4 36°+Gel Frame	750 w	N/C			6
10	Down Wash	Vari-lite Propar 800 LEDx7 Zoom	30w	Full RGBW Color Mixing	(7 1)	3/ 46	
11	SPECIAL /SPARE	S4 36°+Gel Frame	750 w	N/C			7
12	Down Wash	Vari-lite Propar 800 LEDx7 Zoom+Gel Frame	30w	Full RGBW Color Mixing	(7 1)	3/ 31	
13	SPECIAL /SPARE	S4 36°+Gel Frame	750 w	N/C			8

1 ELECTRIC

U	Purpose	Inst Type & Access	Loa	Color & Gobo	C	Ad	D
14	Down Wash	Vari-lite Propar 800 LEDx7 Zoom	30w	<input type="radio"/> Full RGBW Color Mixing	(7 1)	3/ 16	
15	SPECIAL /SPARE	S4 36°	750 w	<input type="radio"/> N/C			9
16	SPECIAL /SPARE	S4 36°+Gel Frame	750 w	<input type="radio"/> N/C			10
17	Down Wash	Vari-lite Propar 800 LEDx7 Zoom+Gel Frame	30w	<input type="radio"/> Full RGBW Color Mixing	(7 1)	3/1	
18	HIGH SIDE WASH	S4 36°+Gel Frame	750 w	<input type="radio"/> N/C	(5 2)		11
19	HIGH SIDE WASH	S4 50°	750 w	<input type="radio"/> N/C	(5 8)		12

2 ELECTRIC

U	Purpose	Inst Type & Access	Loa	Color & Gobo	C	Ad	D
1	HIGH SIDE WASH	S4 50°+Gel Frame	750 w	N/C	(5 6)		13
2	HIGH SIDE WASH	S4 36°+Gel Frame	750 w	N/C	(6 2)		14
3	Down Wash	Vari-lite Propar 800 LEDx7 Zoom	30w	Full RGBW Color Mixing	(7 2)	3/ 196	
4	SPECIAL /SPARE	S4 36°+Gel Frame	750 w	N/C			15
5	Down Wash	Vari-lite Propar 800 LEDx7 Zoom+Gel Frame	30w	Full RGBW Color Mixing	(7 2)	3/ 181	
6	Moving Light	Chauvet RX2 Rogue Spot	240 w	Two color wheels x 7 colors	(30 8)	2/ 406	
7	SPECIAL /SPARE	S4 36°	750 w	N/C			16
8	Down Wash	Vari-lite Propar 800 LEDx7 Zoom+Gel Frame	30w	Full RGBW Color Mixing	(7 2)	3/ 166	
9	Moving Light	Chauvet RX2 Rogue Spot	240 w	Two color wheels x 7 colors	(30 7)	2/ 388	
10	Down Wash	Vari-lite Propar 800 LEDx7 Zoom+Gel Frame	30w	Full RGBW Color Mixing	(7 2)	3/ 151	
11	Moving Light	Chauvet RX2 Rogue Spot	240 w	Two color wheels x 7 colors	(30 6)	2/ 370	
12	Down Wash	Vari-lite Propar 800 LEDx7 Zoom+Gel Frame	30w	Full RGBW Color Mixing	(7 2)	3/ 136	
13	SPECIAL /SPARE	S4 36°+Gel Frame	750 w	N/C			17

2 ELECTRIC

U	Purpose	Inst Type & Access	Loa	Color & Gobo	C	Ad	D
14	Moving Light	Chauvet RX2 Rogue Spot	240 w	Two color wheels x 7 colors	(30 5)	2/ 352	
15	Down Wash	Vari-lite Propar 800 LEDx7 Zoom+Gel Frame	30w	Full RGBW Color Mixing	(7 2)	3/ 121	
16	SPECIAL /SPARE	S4 36°	750 w	N/C			18
17	Down Wash	Vari-lite Propar 800 LEDx7 Zoom+Gel Frame	30w	Full RGBW Color Mixing	(7 2)	3/ 106	
18	HIGH SIDE WASH	S4 36°+Gel Frame	750 w	N/C	(5 9)		19
19	HIGH SIDE WASH	S4 50°+Gel Frame	750 w	N/C	(5 3)		20







3 ELECTRIC

U	Purpose	Inst Type & Access	Loa	Color & Gobo	C	Ad	D
1	HIGH SIDE WASH	S4 50°+Gel Frame	750 w	N/C	(5 7)		21
2	HIGH SIDE WASH	S4 36°+Gel Frame	750 w	N/C	(6 3)		22
3	Down Wash	Vari-lite Propar 800 LEDx7 Zoom	30w	Full RGBW Color Mixing	(7 3)	3/ 301	
4	SPECIAL /SPARE	S4 70°+Gel Frame	750 w	N/C			23
5	Down Wash	Vari-lite Propar 800 LEDx7 Zoom+Gel Frame	30w	Full RGBW Color Mixing	(7 3)	3/ 286	
6	Moving Light	Chauvet RX2 Rogue Spot	240 w	Two color wheels x 7 colors		2/ 478	
7	SPECIAL /SPARE	S4 70°	750 w	N/C			24
8	Down Wash	Vari-lite Propar 800 LEDx7 Zoom+Gel Frame	30w	Full RGBW Color Mixing	(7 3)	3/ 271	
9	Moving Light	Chauvet RX2 Rogue Spot	240 w	Two color wheels x 7 colors		2/ 460	
10	Down Wash	Vari-lite Propar 800 LEDx7 Zoom+Gel Frame	30w	Full RGBW Color Mixing	(7 3)	3/ 256	
11	Moving Light	Chauvet RX2 Rogue Spot	240 w	Two color wheels x 7 colors		2/ 442	
12	Down Wash	Vari-lite Propar 800 LEDx7 Zoom+Gel Frame	30w	Full RGBW Color Mixing	(7 3)	3/ 241	
13	SPECIAL /SPARE	S4 70°+Gel Frame	750 w	N/C			25





3 ELECTRIC

U	Purpose	Inst Type & Access	Loa	Color & Gobo	C	Ad	D
14	Moving Light	Chauvet RX2 Rogue Spot	240 w	Two color wheels x 7 colors		2/ 424	
15	Down Wash	Vari-lite Propar 800 LEDx7 Zoom	30w	Full RGBW Color Mixing	(7 3)	3/ 226	
16	SPECIAL /SPARE	S4 70°+Gel Frame	750 w	N/C			26
17	Down Wash	Vari-lite Propar 800 LEDx7 Zoom+Gel Frame	30w	Full RGBW Color Mixing	(7 3)	3/ 211	
18	HIGH SIDE WASH	S4 36°+Gel Frame	750 w	N/C	(6 0)		27
19	HIGH SIDE WASH	S4 50°+Gel Frame	750 w	N/C	(5 4)		28

4 Electric

U	Purpose	Inst Type & Access	Loa	Color & Gobo	C	Ad	D
1	CYC LIGHTS	Chauvet Ovation B2805FC LEDx280	3w	 Blue DMX 2/5, 55, 105, 155, 205,255 Full RGBAL Color Mixing	(6 4)	2/ 456	
2	CYC LIGHTS	Chauvet Ovation B2805FC LEDx280	3w	 Red DMX 2/3, 53, 103, 153, 203,253 Full RGBAL Color Mixing	(6 5)	2/ 425	
3	CYC LIGHTS	Chauvet Ovation B2805FC LEDx280	3w	 Amber DMX 2/6, 56, 106, 156, 206,256 Full RGBAL Color Mixing	(6 6)	2/ 394	
4	CYC LIGHTS	Chauvet Ovation B2805FC LEDx280	3w	 Green DMX 2/4, 54, 104, 154, 204,254 Full RGBAL Color Mixing	(6 7)	2/ 363	
5	CYC LIGHTS	Chauvet Ovation B2805FC LEDx280	3w	 Lime DMX 2/7, 57, 107, 157, 207,257 Full RGBAL Color Mixing	(6 8)	2/ 332	
6	CYC LIGHTS	Chauvet Ovation B2805FC LEDx280	3w	 Wheel DMX 2/8, 58, 108, 158, 208,258 Full RGBAL Color Mixing	(6 9)	2/ 301	

1(A) ELECTRIC

U	Purpose	Inst Type & Access	Loa	Color & Gobo	C	Ad	D
1	Moving Light	Chauvet RX2 Rogue Spot		 Two color wheels x 7 colors	(30 4)	2/ 64	
2	Moving Light	Chauvet RX2 Rogue Spot		 Two color wheels x 7 colors	(30 3)	2/ 43	
3	Moving Light	Chauvet RX2 Rogue Spot		 Two color wheels x 7 colors	(30 2)	2/ 22	
4	Moving Light	Chauvet RX2 Rogue Spot		 Two color wheels x 7 colors	(30 1)	2/1	